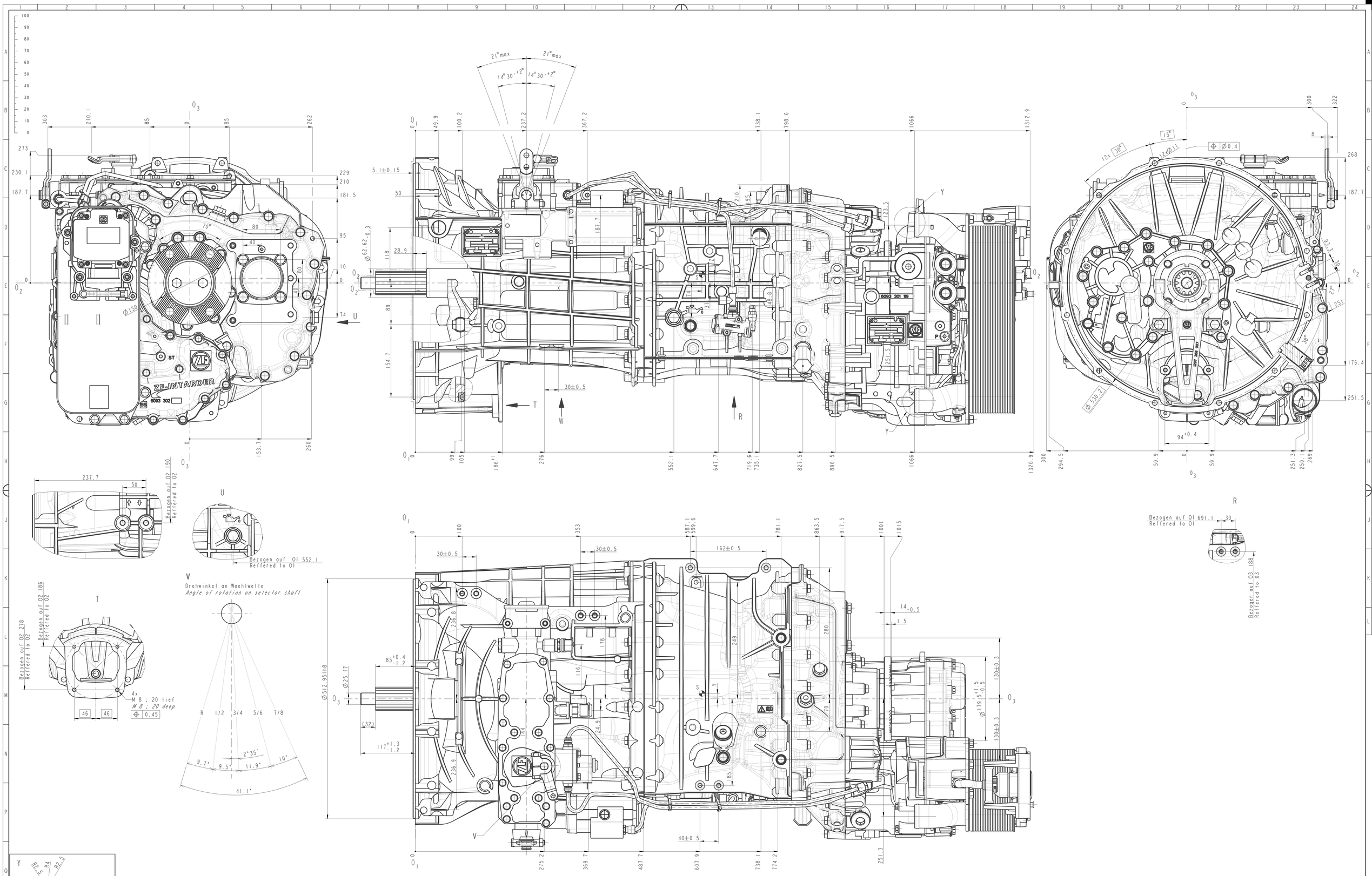

13.80	11.54	9.49	7.93	6.53	5.46	4.57	3.82	3.02	2.53	2.08	1.74	1.43	1.20	1.00	0.84	12.92	10.80
1.	2.	3.	4.	5.	6.	7.	8.	9.	10.	11.	12.	13.	14.	15.	16.	R1	R2

UEBERSETZUNG/TRANSMISSION RATIO

16 S 2531 TO
SL 1356.080.208

TYP
TYPE

MASSE/MASS ca.387 kg
OHNE OELBEFUELLUNG
WITHOUT OIL

OELEINFUELLMENGE
OIL CAPACITY
ca. 25 l

Dat.			-	-	-	-	-	-	-	-	-
Name			---	---	---	---	---	---	---	---	---
	Bearb. Stat.	Konstr. Design	Funkt. Funct.	Norm Stand.	Fertig. Prod.	Verz. Geprüft	Aend.Datum Mod.date	Name Name	Aend.Nr. Mod.No.	Dok.vers. Doc.vers.	

Dieses Dokument darf weder kopiert noch dritten Personen ohne unsere Erlaubnis mitgeteilt werden. Diese Konstruktion ist unser Eigentum.
This document may not be copied or disclosed to third persons without permission of ZF. We are the owner of this design.

ZF Friedrichshafen AG

Technische Information
Technical information

Benennung
Description

ECOSPLIT 4

Masse
Mass
- kg

Aehnl.Dokum.Nr.
Similar docu. no.

Rohteilnummer
Rohfertigungsfertigung No.

Blatt
Sheet
1 von 2

Materialnummer
Item number

Maß-Stab
Scale
2:5

Dokumentnummer
Document number

AO

abgeleitet von: 1356.680.208.1NS001 (ASSEM)

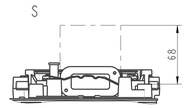

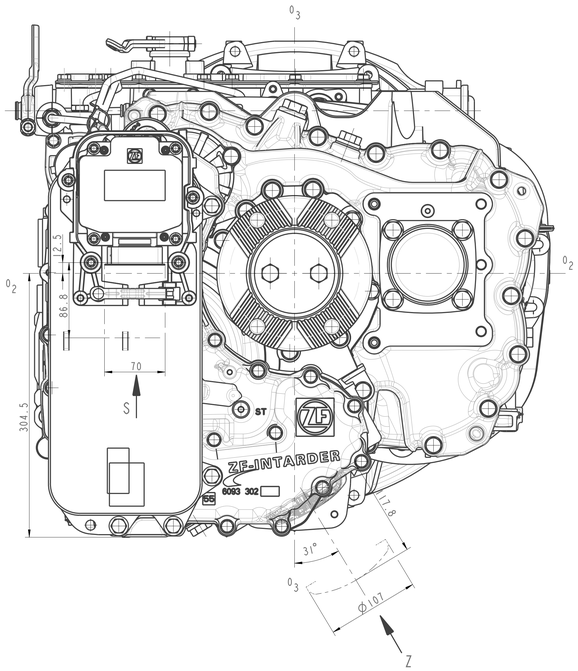

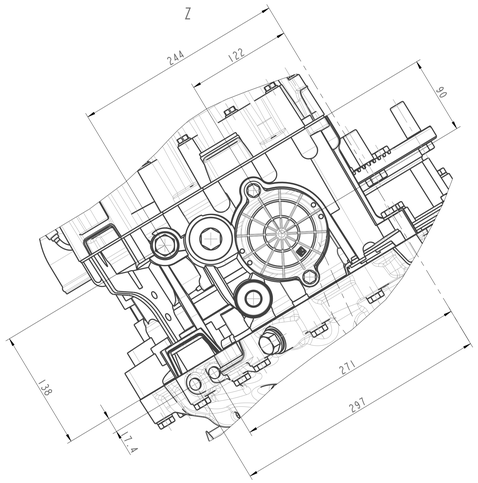

Anschluss INTARDER EST
Connection INTARDER EST
1:1

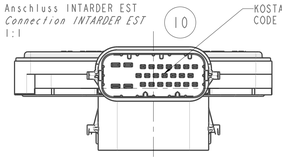

(2) Skizze *Sketch*

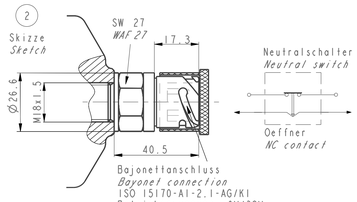

Bajonettanschluss
Bayonet connection
ISO 15170-A1-2.1-AG/K1
Betriebsspannung 9V/32V
Operating voltage 9V/32V

MA 45±5 Nm

(1) Skizze *Sketch*

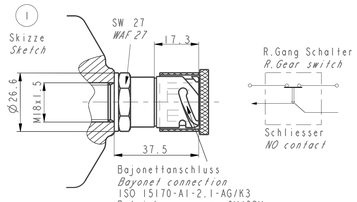

Bajonettanschluss
Bayonet connection
ISO 15170-A1-2.1-AG/K3
Betriebsspannung 9V/32V
Operating voltage 9V/32V

MA 45±5 Nm

(4) Skizze *Sketch*

Tachometer/*Speedometer*
Impulse/Umdrehung: 12.21
Impulses/revolution:

Impulsgeber/*Impulse sensor*: Hall
Betriebsspannung/*Operating voltage*:
U_E 6.5 ... 30V
Stromaufnahme/*Current consumption*:
16mA bei/*at* 30V

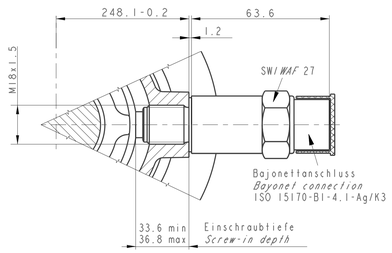

Bajonettanschluss
Bayonet connection
ISO 15170-B1-4.1-Ag/K3

MA 45±5 Nm

(8) Skizze *Sketch*

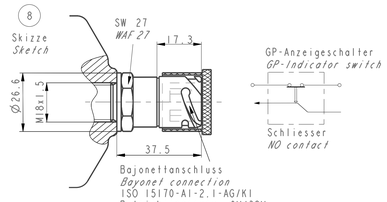

Bajonettanschluss
Bayonet connection
ISO 15170-A1-2.1-AG/K1
Betriebsspannung 9V/32V
Operating voltage 9V/32V

MA 45±5 Nm

Uebersicht Fahrzeuganschluesse
Overview Vehicle Interfaces

Position *Position*	Typ *Type*	Funktion *Function*	Dimension *Dimension*	Bemerkung *Remark*
1	Elektrik *Electric*	Rueckwaertsgangschalter *Reverse gear switch*	- -	- -
2	Elektrik *Electric*	Neutralschalter *Neutral switch*	- -	- -
4	Elektrik *Electric*	Tacho-Impulsgeber *Speedometer-impulse sensor*	- -	- -
8	Elektrik *Electric*	GP-Schalter (Nachschaltgruppe) *GP switch (range change group)*	- -	- -
10	Elektrik *Electric*	IT 3 EST Zentralanschluss *IT 3 ECU central connection*	- -	- -
16	Elektrik *Electric*	Temperatursensor fuer Kuehlmittel *Temperature sensor of coolant*	- -	- -
40	Pneumatik *Pneumatic*	GV-Druckluftanschluss (Splitgruppe) *GV Compressed-air connection (splitter group)*	Lichte Weite min Ø8x1 *Inner width min Ø8x1*	- -
41	Pneumatik *Pneumatic*	GV-Steuerung (Splitgruppe) *GV Control (splitter group)*	M10x1 8 tief/*deep*	- -
46	Pneumatik *Pneumatic*	Entluefter *Breather*	M10x1 -	- -
52	Pneumatik *Pneumatic*	Druckluftanschluss F *Compressed-air connection F*	M12x1.5 13 min tief/*deep*	lichte Weite Ø6 min *min. inside dia. Ø6 min*
82	Hydraulik *Hydraulic*	Waermetauscher Kuehlmitteleinlass *Heat exchanger coolant inlet*	- -	- -
83	Hydraulik *Hydraulic*	Waermetauscher Kuehlmittelauslass *Heat exchanger coolant outlet*	- -	- -
84	Hydraulik *Hydraulic*	Zum Waermetauscher *To heat exchanger*	M22x1.5 17 min tief/*deep*	MA = 50 ±5 Nm
85	Hydraulik *Hydraulic*	Vom Waermetauscher *From heat exchanger*	M22x1.5 17 min tief/*deep*	MA = 50 ±5 Nm

Dat.	-	-	-	-	-	-	-	-	-	-	-	-
Name	---	---	---	---	---	---	-	-	-	-	-	-
	Bearb. *Drawn*	Konstr. *Design*	Funkt. *Funct.*	Norm *Stand.*	Fertig. *Prod.*	Verz. *Copying*	Aend.Datum *Mod.date*	Name *Name*	Aend.Nr. *Mod.No.*	Dok.vers. *Doc.vers.*		

Masse *Mass* - kg

Aehnl.Dokum.Nr. *Similar docu. no.*

Dieses Dokument darf weder kopiert noch dritten Personen ohne unsere Erlaubnis mitgeteilt werden. Diese Konstruktion ist unser Eigentum.
This document may not be copied or disclosed to third persons without permission of ZF. We are the owner of this design.

ZF Friedrichshafen AG

Technische Information *Technical information*

Benennung *Description*

Rohteilnummer *Casting/forging No.*

Materialnummer *Item number*

Dokumentnummer *Document number*

Blatt *Sheet* 2 von 2

Mass-Stab *Scale* 2:5

ECOSPLIT 4

AO

abgeleitet von: 1356.680.208.1NS001 [ASSEM]