

Welcome to Arabet!

This website will introduce you to the basic rules of the Arabic language. If you are here for the first time or you are new to the Arabic language, check the 'Introduction' button first.

(click anywhere to continue)



← START HERE

خ	ح	ج	ث	ت	ب	ا
	ش	س	ز	ر	ذ	د
	غ	ع	ظ	ط	ض	ص
		لا	ل	ك	ق	ف
		ي	و	ه	ن	م

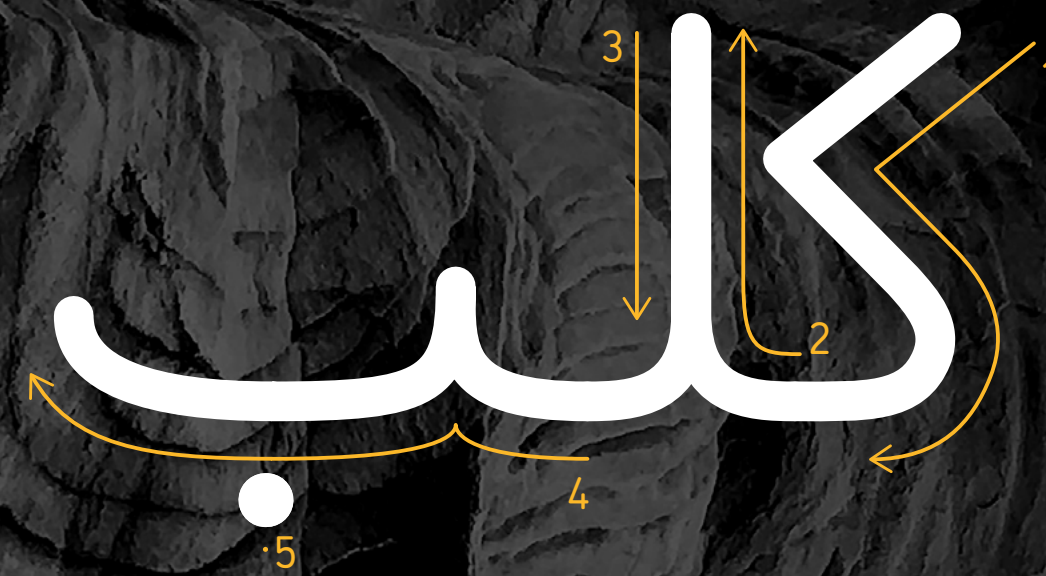



← START HERE

خ	ح	ج	ث	ت	ب	ALIF
	ش	س	ز	ر	ذ	د
	غ	ع	ظ	ط	ض	ص
		لا	ل	ك	ق	ف
		ي	و	ه	ن	م

An important rule that beginners can find very confusing – Arabic is written from right to left. The dots (accents) are usually written last.


bear [dab] (on the left); dog – [kalb] (on the right)



Every letter has its form depending on its position in the word. Isolated (single letter), initial (beginning of the word), medial (middle of the word), and final (end of the word).

However, there are few exceptions for certain letters which have only isolated and final form.

Letter DAL (on the left) and letter JIM (on the right)



Some of the letters have dots (below or above them). Those dots (accents) are integral parts of the letters. They are the only way to distinguish similar-looking letters.

Three different letters - BAA, TAA & THAA



The letters also have vocalizations marks. Not all the vowels are included in the Arabic written language. Arabic readers are expected to deduce the vowels in the word with experience

and context. Still, they are written in books for kids, etc.

See the example above with the letter BAA – sounds like 'b' in the English word 'bat'.



Sukkun

No vowel, just the sound 'b'.
It is usually not written.



Kasra

Letter sounds like 'b + i = bi'



Damma

Letter sounds like 'b + u = bu'



Fatha

Letter sounds like 'b + a = ba'



Don't rush yourself.

Arabic is sometimes easy and sometimes very hard. Try just a few letters a day. The best way to practice is to learn basic words and to record yourself when you pronounce them.

Good luck with your Arabic journey!

REPLACEMENT SYMBOLS FOR LETTER SHAPES.
AS YOU CAN SEE, ALIF HAS ONLY ACTIVE ISOLATED
AND FINAL FORM. TRY TO SWITCH BETWEEN THOSE FORMS.

FINAL MEDIAL INITIAL ISOLATED

    **SEE ALL**



 GO BACK TO THE MAIN SITE

 NEXT SYMBOL

Letter ALIF serves as an example for better understanding how the website works and what can offer to you.

ALIF



PLAY OR DRAG!

HELP BUTTON (INTERESTING FACTS ABOUT THE LETTER,
HELP WITH THE PRONUNCIATION ETC.)

GUIDES – TO SEE BASELINE OR DIRECTION OF WRITING


REPLACEMENT SYMBOLS FOR LETTER SHAPES.
AS YOU CAN SEE, ALIF HAS ONLY ACTIVE ISOLATED
AND FINAL FORM. TRY TO SWITCH BETWEEN THOSE FORMS.

FINAL MEDIAL INITIAL ISOLATED

✕ GO BACK TO THE MAIN SITE

< NEXT SYMBOL

● — ○ — ○ — ○ SEE ALL



ALIF



PLAY OR DRAG!

HELP BUTTON (INTERESTING FACTS ABOUT THE LETTER,
HELP WITH THE PRONUNCIATION ETC.)

GUIDES — TO SEE BASELINE OR DIRECTION OF WRITING

REPLACEMENT SYMBOLS FOR LETTER SHAPES.
AS YOU CAN SEE, ALIF HAS ONLY ACTIVE ISOLATED
AND FINAL FORM. TRY TO SWITCH BETWEEN THOSE FORMS.

FINAL MEDIAL INITIAL ISOLATED



GO BACK TO THE MAIN SITE



NEXT SYMBOL



SEE ALL



ALIF



PLAY OR DRAG!

GUIDES – TO SEE BASELINE OR DIRECTION OF WRITING

HELP BUTTON (INTERESTING FACTS ABOUT THE LETTER,
HELP WITH THE PRONUNCIATION ETC.)

Alif is the first letter of the Arabic al-
phabet and represents the long vowel
'aa'. It's only joinable from the right side
– that means there are only two forms
of the letter – isolated and final.



SEE ALL



2

'HA





SEE ALL



حب

['hub]

love

'HA



To practice Arabic, it's better to learn by bits. Try to write and connect these letters into words. On the next page, you will see correct answers.

اب

تب

بجث

اثاث

ثببت

جث

بث

جج

Keep practice with new words. You will learn fast how to connect letters and you will also improve your vocabulary.

اب

[ab] – father

تب

[tub] – type

بحث

[hajun] – pilgrimage

اثاث

[athaath] – furniture

ثبث

[thabata] – steadiness

جث

[juthu] – dead

بث

[bath] – to broadcast

بح

[banath] – research



SEE ALL



www

SIIN





ۛ

'SAAD





SEE ALL




ك

KAF





SEE ALL



کی بیسی

YAA





← START HERE

خ	ح	ج	ث	ت	ب	ا
	ش	س	ز	ر	ذ	د
	غ	ع	ظ	ط	ض	ص
		لا	ل	ك	ق	ف
BONUS	ي	و	ه	ن	م	

When arabic is written by hand, the dots often become joined for the sake of speed – two dots become a line and three dots form a triangle.

ش ش

ق ق

For design purposes, a designer can extend lines between two letters with preserving the words legibility.

[laundry [ghasii]]

غسِيل

غسِيل

However, in handwriting the long lines are usually used for letter SHIN and SHIIN to get rid of the small curves and to make the writing more fluid and faster.

غسيل

غسيل



ARABET

About Arabic handwriting

This website was created as a part of the diploma thesis Arabet which presents the Arabic alphabet and basics of Arabic handwriting and language rules.

Author: Lenka Novosadová
Thesis supervisors: doc. MgA. Kristina Fišerová
& prof. ak. mal. Rostislav Vaněk
Special thanks to Hammam Yousef, Filip Štorch,
and Dariusz Brewus

Ladislav Sutnar Faculty of Design and Art
University of West Bohemia

Year 2021



SEE ALL



س

SIIN

